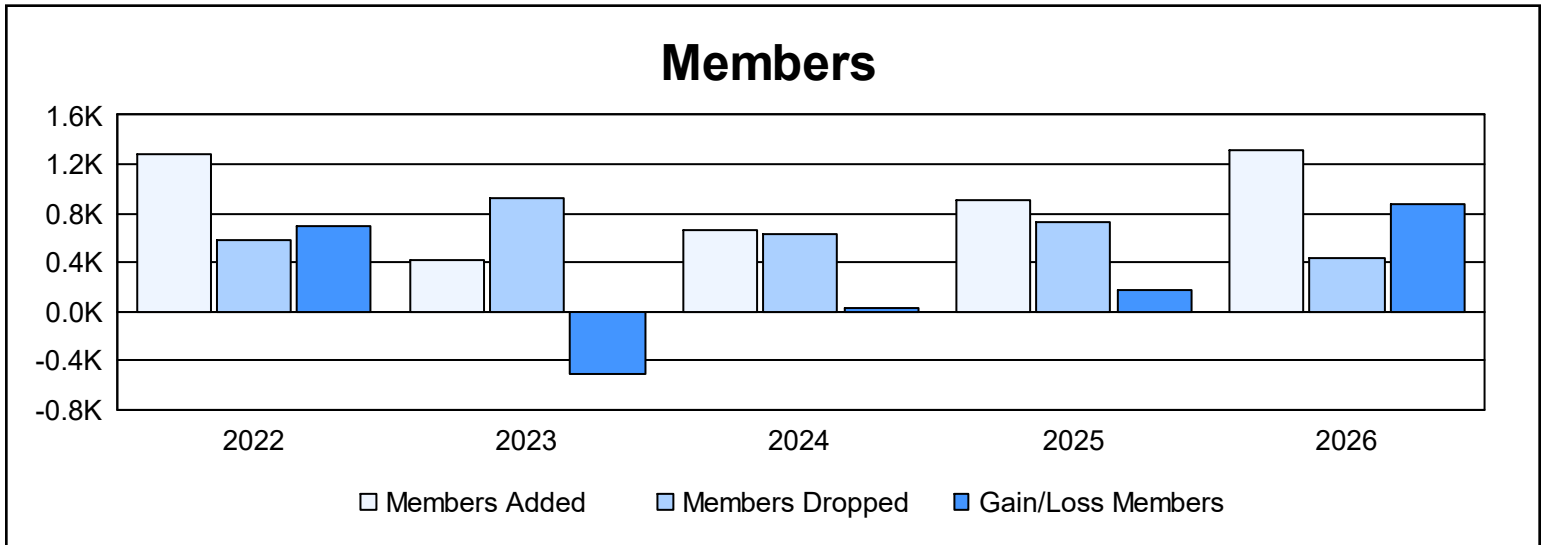
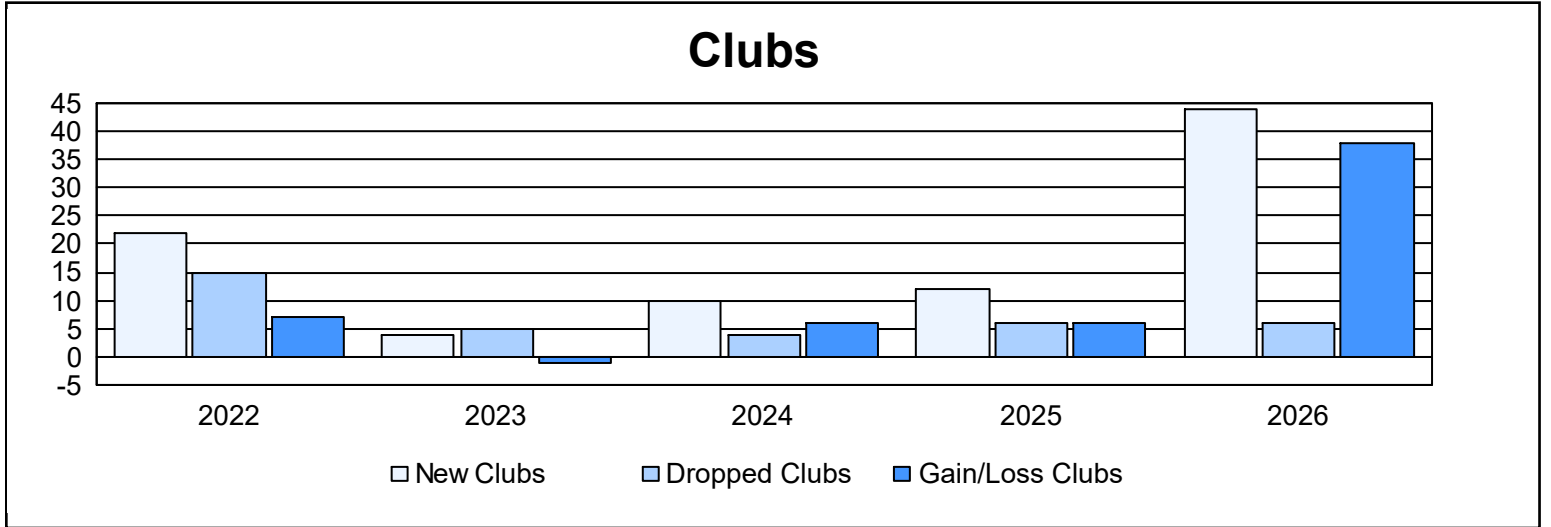
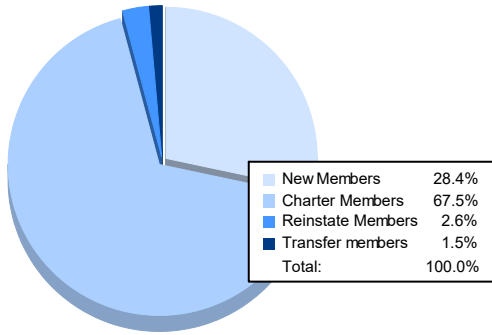


Year	New Clubs	Dropped Clubs	Gain/ Loss Clubs	New Members	Charter Members	Reinstate Members	Transfer Members	Total Member Added	Total Members Dropped	Gain/ Loss Members
2021-2022	22	15	7	532	709	29	15	1,285	586	699
2022-2023	4	5	-1	251	118	22	27	418	922	-504
2023-2024	10	4	6	324	222	48	68	662	635	27
2024-2025	12	6	6	390	344	134	38	906	726	180
2025-2026	44	6	38	372	885	34	20	1,311	434	877
<b>Average</b>	<b>18</b>	<b>7</b>	<b>11</b>	<b>374</b>	<b>456</b>	<b>53</b>	<b>34</b>	<b>916</b>	<b>661</b>	<b>256</b>



### Membership Composition April 2026 Cumulative



### Gender Composition April 2026 Cumulative

